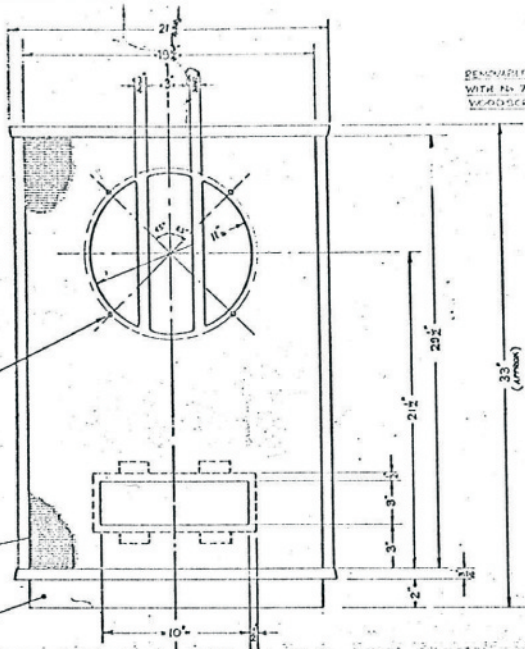


CORNER DETAIL
FULL SCALE

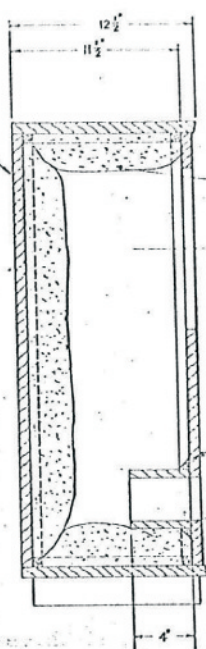
4 BOLTS 3/8 BSW X 1 1/2"
LOCATED INTO RAFFLE,
EQUISPACED ON 11 1/2" P.C.D.

WELDER

PLINCH




REMOVABLE BACK, FIXED
WITH NO. 7 X 1 1/2" CSM,
WOODSCREWS



NOTE:--
INTERIOR SURFACES SHOULD BE
PAINED WITH AN ACOUSTIC
ABSORBENT SUCH AS WAFORS,
GLASS WOOL ETC., APPROX 3\"/>

1/2" ANGLE FILLET



D 26939

AS DRAWN (12" FREE-STANDING LANCASTER)
FOR 12" D/C MONITOR

D 26940

OMIT PORT. 1/8" CUTOUT 13 1/2" DIA. 1/8" FIXING
BOLTS 3/8" BSW ON 1 1/2" P.C.D. FOR 15" D/C MONITOR
(15" FREE-STANDING LANCASTER)

Notes

ALL FINISHING WORKING SHOULD BE DONE BY THE
FACILITY TO WHICH THIS DRAWING IS REFERRED.

REV.	DATE	BY	CHKD.	DESCRIPTION
1				

WANNON

WANNON ENGINEERING CO.
1000 W. 10TH ST. S. MINNAPOLIS, MINN.
TEL. 291-1111