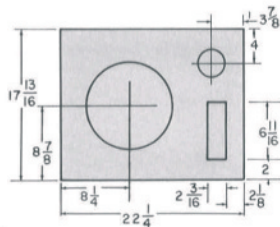
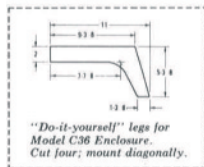
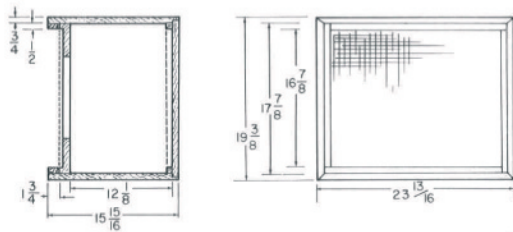


models C36, C38

JBL



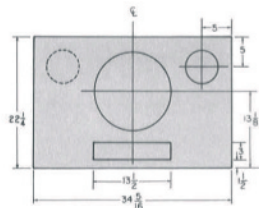
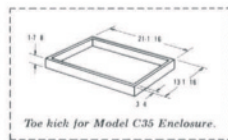
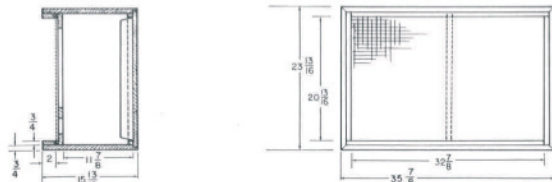
These minimum-volume reflex enclosures will accommodate a variety of loudspeaker components. Model C36 is an upright enclosure which uses the diagonal legs shown here. Model C38 is a lowboy version of the same enclosure which uses tapered wooden legs. Two of these reflex units with appropriate loudspeakers installed make an excellent space-saving stereo speaker installation.

Detailed blueprints and assembly instructions for the C36 and C38 are available at nominal cost through your authorized JBL dealer.

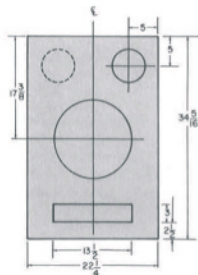
JBL

models C35, C37

JBL



The C37 lowboy and C35 console enclosures are shown in the photographs on the cover of this publication. As indicated by the dotted circles on the baffle layouts above, the high frequency mounting hole may be located on either side of the cone speaker. When building two matching enclosures for a stereo system, the high frequency transducer can be mounted to the right in the right-hand cabinet, and to the left in the left-hand cabinet. In this way, optimum separation of sound sources can be achieved with close spacing of the enclosures.



Detailed blueprints and assembly instructions for the C35 and C37 are available at nominal cost through your authorized JBL dealer.